


Product Guide

ceramicx

INFRARED FOR INDUSTRY

October 2025 | www.ceramicx.com





Infrared Solutions

Industrial Ovens – Custom Heat Solutions that Work for You

With years of experience behind us, we design and build industrial ovens tailored to your specific materials and processes. Whether you need short, medium, or long wave infrared heat, we'll create a solution that fits your exact needs – with smart controls and precise temperature zones.

What We Do

Infrared heating is a fast, efficient, and cost-effective way to apply heat. It's used in many industries for processes like curing, drying, and forming materials such as plastics, paints, polymers, inks, and composites. Our technology helps you apply the right heat, exactly where and when it's needed.

Who We Work With

We create infrared heating systems for a wide range of industries – from aerospace and automotive to construction and packaging. No matter your sector, our custom ovens and control systems are built to deliver performance, reliability, and energy efficiency.

Ceramicx Ltd. Gortnagrough, Ballydehob, Co. Cork, P81 H026, Ireland.
Tel. +353 28 37510 sales@ceramicx.com www.ceramicxsolutions.com



Ceramicx Product Guide

CERAMIC ELEMENTS

02 | Ceramic trough elements

FTE, HTE

03 | Ceramic bulb

ESE

04 | Ceramic hollow elements

FFEH, HFEH, QFEH, SFEH

QUARTZ ELEMENTS

06 | Quartz elements

FQE, HQE, QQE, SQE

08 | Pillared quartz elements

PFQE, PHQE, PFQEL

Single tube quartz heaters

STQH 100, STQH 112, STQH 140, STQH 150

PANEL HEATERS

09 | Panel heaters

QUARTZ TUNGSTEN/HALOGEN TUBES

10 | Quartz tungsten tubes

QTS, QTM, QTL

11 | Quartz halogen tubes

QHS, QHM, QHL

REFLECTORS AND PROJECTORS

12 | Reflectors

RAS 0.5, RAS 1, RAS 2, RAS 3, RAS 4, RAS 5

13 | Projectors

PAS 1, PAS 2, PAS 3, PAS 4, PAS 5

Quartz tungsten/halogen reflectors

QTSR, QTMR, QTLR

IR SYSTEMS

14 | Fast IR

FAST IR 305, FAST IR 500

15 | Modular IR 260

Modular IR 260 1.6 kW / 2.4 kW

PORTABLE TEST STAND

15 | Portable test stand

ACCESSORIES

16 | Electrical accessories

17 | Ceramic accessories

CERAMIC TROUGH ELEMENTS

Useful wavelength range 2 to 10 μm

FTE, Full trough Element and HTE, Half Trough Element are industry standard curved ceramic infrared heaters used in a wide range of industrial, commercial and domestic applications. These solid cast elements consist of a high temperature FeCrAL resistance alloy embedded in a specially formulated ceramic body allowing operating temperatures up to 800 °C and a maximum power of 1000 W (*FTE model only*).



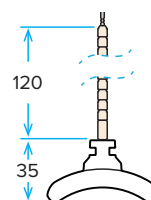
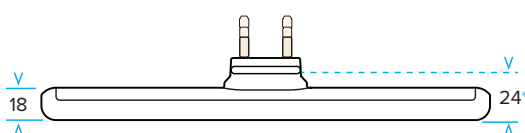
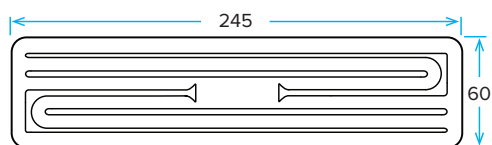
All dimensions mm Tolerances apply

FTE Full Trough Element,



Standard Wattages 150W 250W 400W 500W 650W 750W 800W 1000W.

Standard Voltage 230V. Average weight 192 g.



| | | | | | | | |
|--------------------------|-----------------------|------------------------|------------------------|------------------------|----------------------|------------------------|------------------------|
| Wattage | 150 W | 250 W | 400 W | 500 W | 650 W | 750 W | 1000 W |
| Mean surface temperature | 272 °C | 351 °C | 480 °C | 515 °C | 596 °C | 624 °C | 726 °C |
| Max power density | 9.2 kW/m ² | 15.4 kW/m ² | 24.6 kW/m ² | 30.8 kW/m ² | 40 kW/m ² | 46.2 kW/m ² | 61.5 kW/m ² |

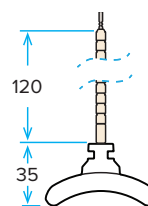
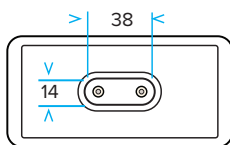
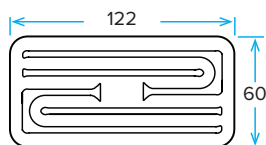
Based on tests of average surface temperature with an infrared thermometer set at an emissivity of 0.95 (element mounted in an polished aluminium clad steel reflector, RAS)

HTE Half Trough Element,



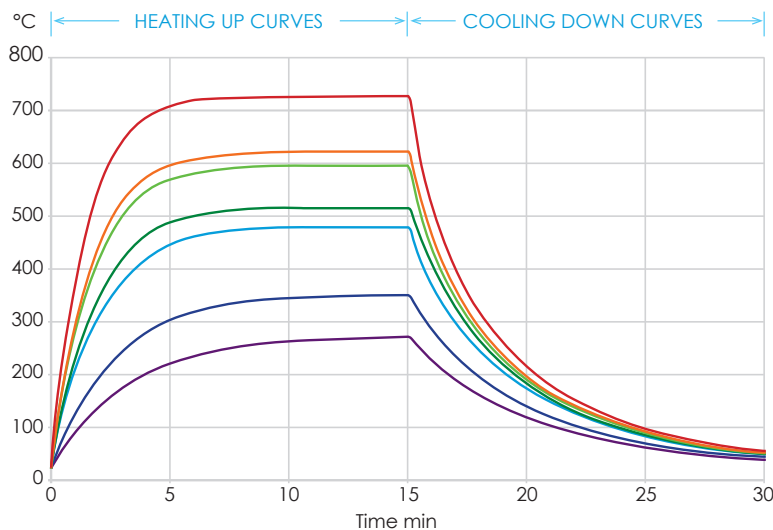
Standard Wattages 125W 200W 250W 325W 375W 400W 500W.

Standard Voltage 230V. Average weight 105 g.



| | | | | | | |
|--------------------------|------------------------|------------------------|------------------------|----------------------|------------------------|------------------------|
| Wattage | 125 W | 200 W | 250 W | 325 W | 375 W | 500 W |
| Mean surface temperature | 351 °C | 480 °C | 515 °C | 596 °C | 624 °C | 726 °C |
| Max power density | 15.4 kW/m ² | 24.6 kW/m ² | 30.8 kW/m ² | 40 kW/m ² | 46.2 kW/m ² | 61.5 kW/m ² |

Based on tests of average surface temperature with an infrared thermometer set at an emissivity of 0.95 (element mounted in an polished aluminium clad steel reflector, RAS)



Heating up cooling down curves based on FTE tests of mean surface temperature with an infrared thermometer set at an emissivity of 0.9

(element mounted in an polished aluminium clad steel reflector, RAS)



ESE - EDISON SCREW ELEMENT

Ceramic Edison screw element (ESE) is an industry standard infrared bulbs used primary in the area of reptile/animal/ pet care. These ceramic bulbs provide infrared heat without the negative effects of light output.

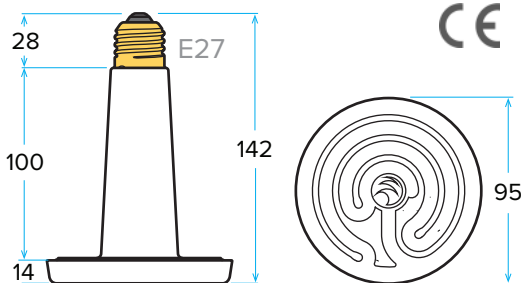
Ceramicx bulbs consist of a high temperature FeCrAl resistance alloy embedded in a specially formulated ceramic body allowing an operating temperature up to 542°C (1008°F).

ESE Half Trough Element,

Standard Wattages 100W 150W 250W

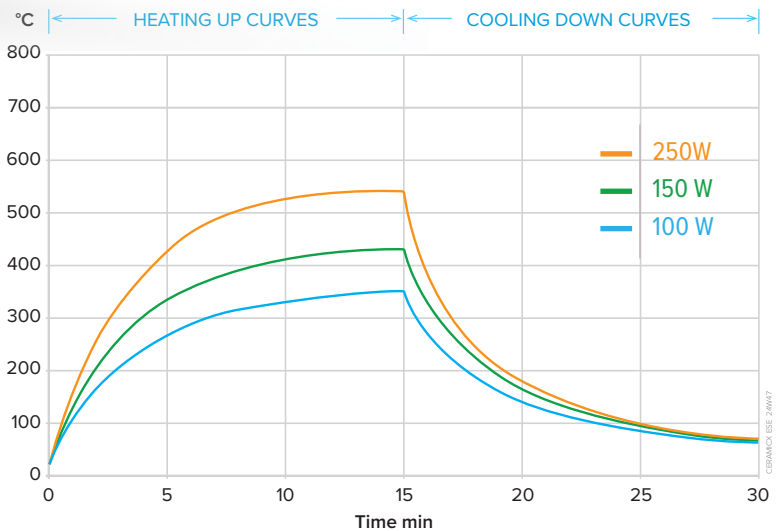
Standard Voltage 230V.

Average weight 219 g.



Heating up cooling down curves based on tests of average surface temperature with an infrared thermometer set at an emissivity of 0.9

(element mounted in an polished aluminium clad steel reflector, RAS)



Wattage

Mean surface temperature

Max power density

100 W

352 °C

10 kW/m²

150 W

426 °C

15 kW/m²

250 W

542 °C

25 kW/m²

Based on tests of average surface temperature with an infrared thermometer set at an emissivity of 0.9


CERAMIC HOLLOW ELEMENTS

Useful wavelength range 2 to 10 μm

Industry-standard ceramic emitters used across industrial, commercial, and domestic heating applications.

They feature a hollow cast ceramic body with an embedded FeCrAl resistance alloy, filled with high-density insulation. This design enables faster heat-up times, improved energy efficiency, and reduced rear heat loss, resulting in higher radiant output.

Operating temperatures reach up to 800 °C, with maximum power up to 1000 W (FFEH and SFEH models).

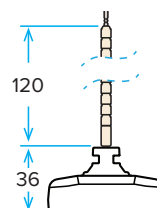
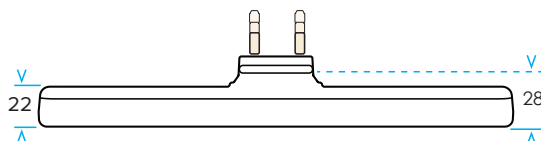
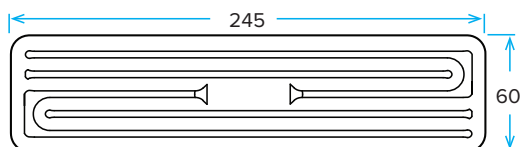


All dimensions mm Tolerances apply

FFEH Full Flat Element Hollow,

Standard Wattages 400W 500W 600W 800W 1000W.

Standard Voltage 230V. Average weight 268 g.



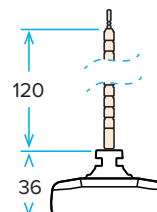
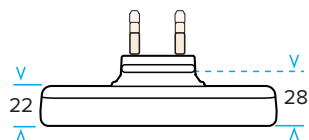
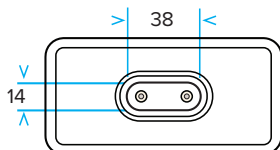
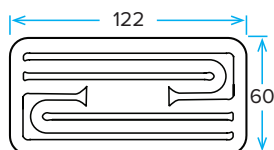
| | | | | | |
|--------------------------|------------------------|------------------------|------------------------|------------------------|------------------------|
| Wattage | 400 W | 500 W | 600 W | 800 W | 1000 W |
| Mean surface temperature | 495 °C | 550 °C | 607 °C | 684 °C | 755 °C |
| Max power density | 24.6 kW/m ² | 30.8 kW/m ² | 36.9 kW/m ² | 49.2 kW/m ² | 61.5 kW/m ² |

Based on tests of mean surface temperature with an thermal imaging camera set at an emissivity of 0.95 (element mounted in an polished aluminium clad steel reflector, RAS)

HFEH Half Flat Element Hollow,

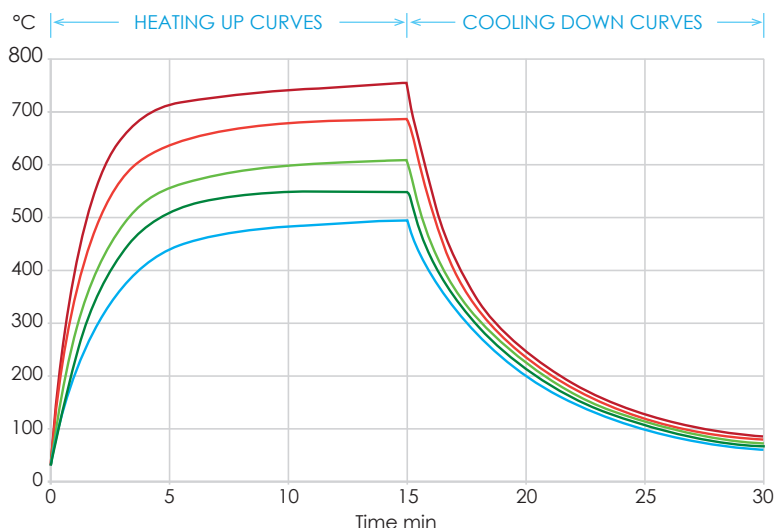
Standard Wattages 200W 250W 300W 400W 500W.

Standard Voltage 230V. Average weight 138.5 g.



| | | | | | |
|--------------------------|------------------------|------------------------|------------------------|------------------------|------------------------|
| Wattage | 200 W | 250 W | 300 W | 400 W | 500 W |
| Mean surface temperature | 495 °C | 550 °C | 607 °C | 684 °C | 755 °C |
| Max power density | 24.6 kW/m ² | 30.8 kW/m ² | 36.9 kW/m ² | 49.2 kW/m ² | 61.5 kW/m ² |

Based on tests of mean surface temperature with an thermal imaging camera set at an emissivity of 0.95 (element mounted in an polished aluminium clad steel reflector, RAS)



| FFEH | HFEH | QFEH | SFEH |
|--------|-------|-------|--------|
| 1000 W | 500 W | 250 W | 1000 W |
| 800 W | 400 W | | 800 W |
| 600 W | 300 W | | 600 W |
| 500 W | 250 W | 125 W | 500 W |
| 400 W | 200 W | | 400 W |

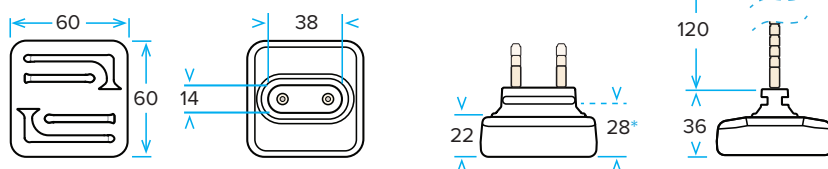
Heating up cooling down curves based on FFEH tests of mean surface temperature with an thermal imaging camera set at an emissivity of 0.95

(element mounted in an polished aluminium clad steel reflector, RAS)

QFEH Quarter Flat Element Hollow,

Standard Wattages 125W 250W.

Standard Voltage 230V. Average weight 90 g.



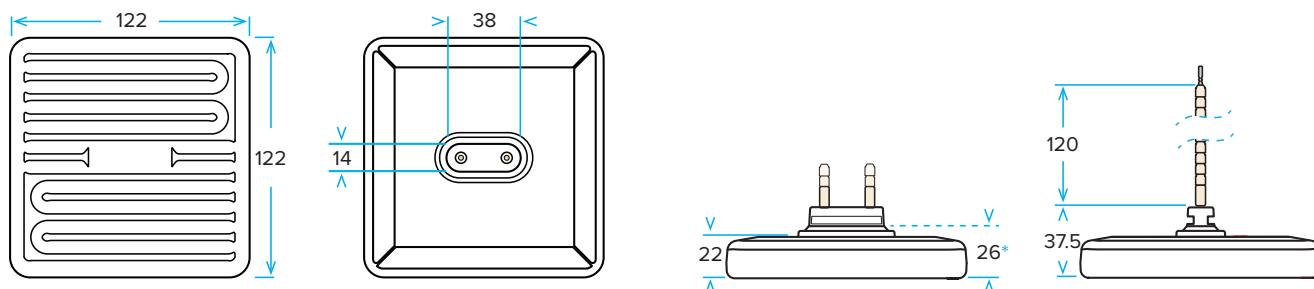
| | | |
|--------------------------|------------------------|------------------------|
| Wattage | 125 W | 250 W |
| Mean surface temperature | 550 °C | 755 °C |
| Max power density | 30.8 kW/m ² | 61.5 kW/m ² |

Based on tests of mean surface temperature with an thermal imaging camera set at an emissivity of 0.95 (element mounted in an polished aluminium clad steel reflector, RAS)

SFEH12 Square Flat Element Hollow,

Standard Wattages 400W 500W 600W 800W 1000W.

Standard Voltage 230V. Average weight 270 g.



| | | | | | |
|--------------------------|------------------------|----------------------|------------------------|------------------------|----------------------|
| Wattage | 400 W | 500 W | 600 W | 800 W | 1000 W |
| Mean surface temperature | 495 °C | 550 °C | 607 °C | 684 °C | 755 °C |
| Max power density | 24.8 kW/m ² | 31 kW/m ² | 37.2 kW/m ² | 49.6 kW/m ² | 62 kW/m ² |


Based on tests of mean surface temperature with an thermal imaging camera set at an emissivity of 0.95 (element mounted in an polished aluminium clad steel reflector, RAS)

QUARTZ ELEMENTS

Useful wavelength range 1.5 to 8 μm

Quartz infrared heating elements provide medium wave infrared radiation. They are favoured in industrial applications where a more rapid heater response is necessary, including systems with long heater off cycles.

Quartz infrared heating elements are particularly effective in systems where rapid heater response and/or zone controlled heating is required. They have a broad emission spectrum from around 1.4 to 8 microns, slightly shorter in wavelength than ceramic elements. Pillared quartz elements have the same mounting fixture as ceramic elements allowing easy replacement.

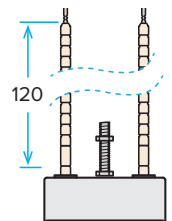
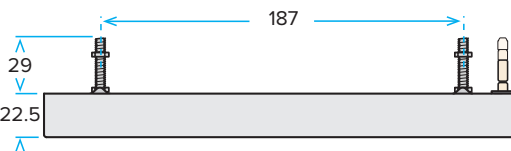



All dimensions mm Tolerances apply

FQE Full Quartz Element,

Standard Wattages 250W 400W 500W 650W 750W 1000W.

Standard Voltage 230V. Average weight 388 g.



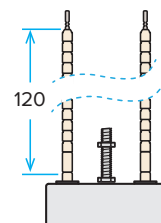
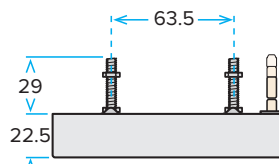
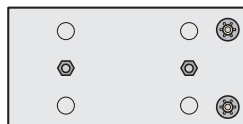
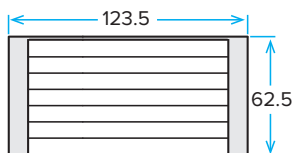
| | | | | | | |
|--------------------------|------------------------|------------------------|------------------------|------------------------|------------------------|------------------------|
| Wattage | 250 W | 400 W | 500 W | 650 W | 750 W | 1000 W |
| Mean surface temperature | 477 °C | 542 °C | 593 °C | 664 °C | 690 °C | 772 °C |
| Max power density | 14.7 kW/m ² | 23.5 kW/m ² | 29.4 kW/m ² | 38.2 kW/m ² | 44.1 kW/m ² | 58.8 kW/m ² |

Based on tests of mean surface temperature with an thermal imaging camera set at an emissivity of 0.95 (element mounted in an polished aluminium clad steel reflector, RAS)

HQE Half Quartz Element,

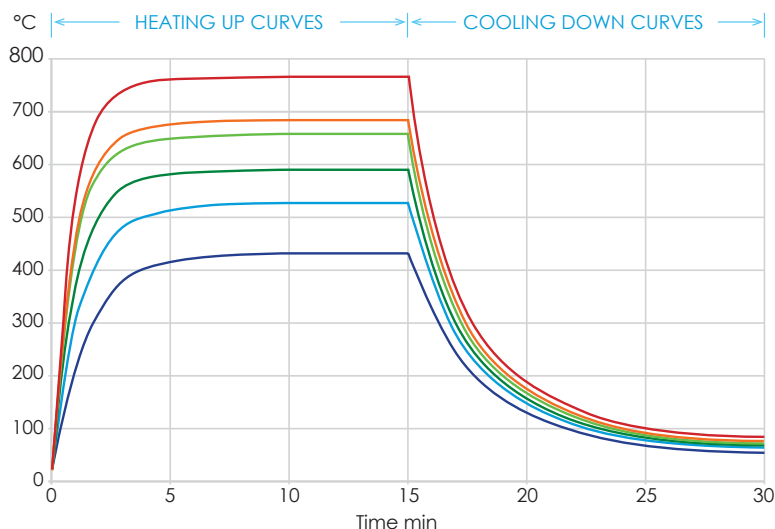
Standard Wattages 200W 250W 325W 375W 500W.

Standard Voltage 230V. Average weight 229 g.



| | | | | | |
|--------------------------|------------------------|------------------------|------------------------|------------------------|------------------------|
| Wattage | 200 W | 250 W | 325 W | 375 W | 500 W |
| Mean surface temperature | 542 °C | 593 °C | 664 °C | 690 °C | 772 °C |
| Max power density | 23.5 kW/m ² | 26.4 kW/m ² | 38.2 kW/m ² | 44.1 kW/m ² | 58.8 kW/m ² |

Based on tests of mean surface temperature with an thermal imaging camera set at an emissivity of 0.95 (element mounted in an polished aluminium clad steel reflector, RAS)



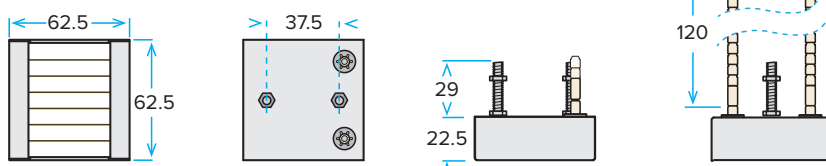
| FQE | HQE | QQE | SQE |
|--------|-------|-------|--------|
| 1000 W | 500 W | 250W | 1000 W |
| 750 W | 375 W | | 750 W |
| 650 W | 325 W | | 650 W |
| 500 W | 250 W | 125 W | 500 W |
| 400 W | 200 W | | 400 W |
| 250 W | | | 250 W |
| PFQE | PHQE | | |
| PFQEL | | | |

Heating up cooling down curves based on FQE tests of mean surface temperature with an thermal imaging camera set at an emissivity of 0.95

QQE Quarter Quartz Element,

Standard Wattages 125W 250W.

Standard Voltage 230V. Average weight 139 g



| | | |
|--------------------------|------------------------|------------------------|
| Wattage | 125 W | 250 W |
| Mean surface temperature | 593 °C | 772 °C |
| Max power density | 29.4 kW/m ² | 58.8 kW/m ² |

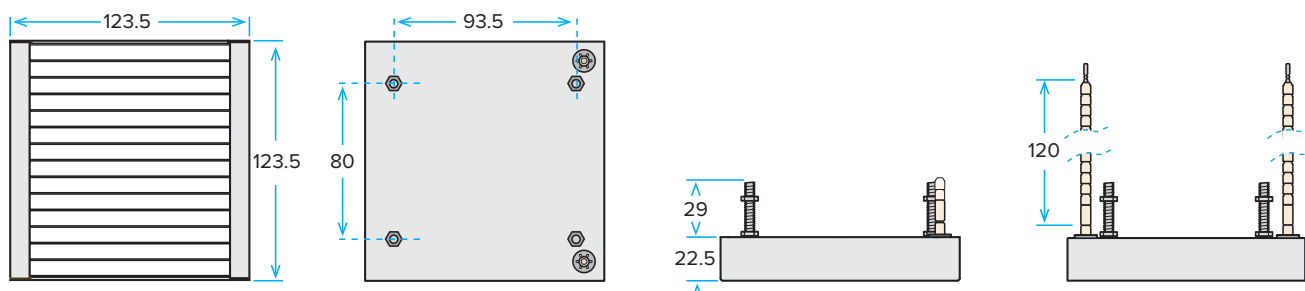
Based on tests of mean surface temperature with an thermal imaging camera set at an emissivity of 0.95 (element mounted in an polished aluminium clad steel reflector, RAS)



SQE Square Quartz Element,

Standard Wattages 250W 400W 500W 650W 750W 1000W.

Standard Voltage 230V. Average weight 400 g.



| | | | | | | |
|--------------------------|------------------------|------------------------|------------------------|------------------------|------------------------|------------------------|
| Wattage | 250 W | 400 W | 500 W | 650 W | 750 W | 1000 W |
| Mean surface temperature | 477 °C | 542 °C | 593 °C | 664 °C | 690 °C | 772 °C |
| Max power density | 15.1 kW/m ² | 24.2 kW/m ² | 30.3 kW/m ² | 39.4 kW/m ² | 45.4 kW/m ² | 60.6 kW/m ² |

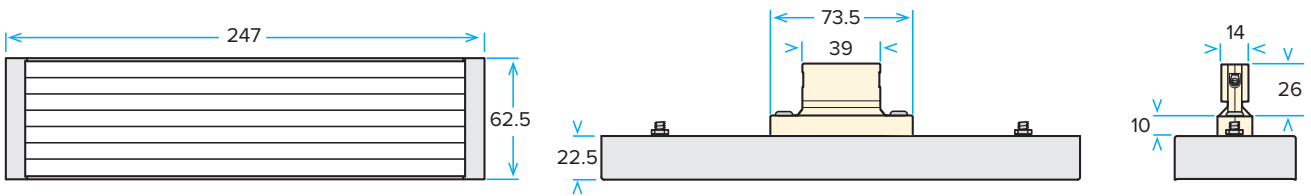
Based on tests of mean surface temperature with an thermal imaging camera set at an emissivity of 0.95 (element mounted in an polished aluminium clad steel reflector, RAS)



PFQE Pillared Full Quartz Element,

Standard Wattages 250W 400W 500W 650W 750W 1000W.

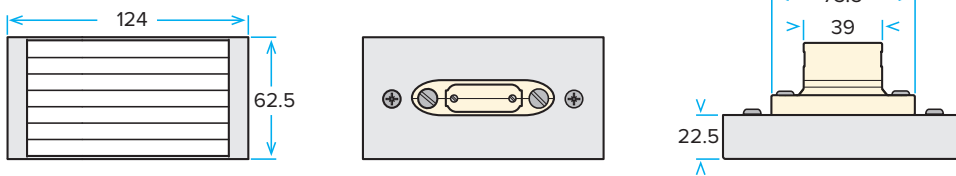
Standard Voltage 230V. Average weight 388 g.



PHQE Pillared Half Quartz Element,

Standard Wattages 200W 250W 325W 375W 500W.

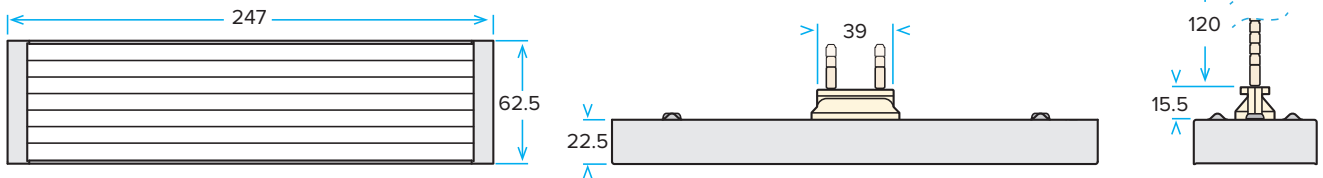
Standard Voltage 230V. Average weight 229 g



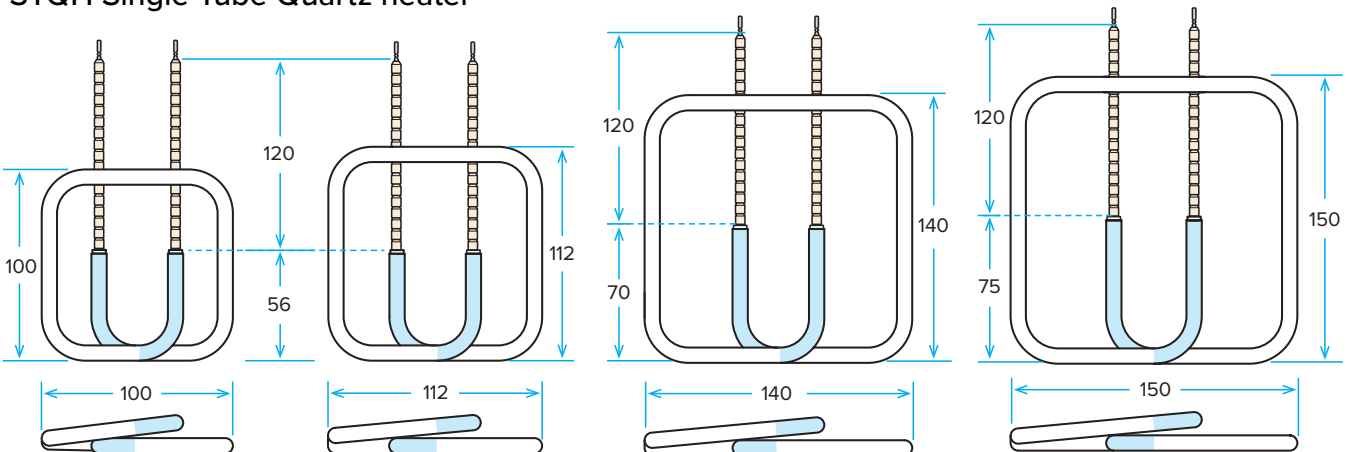
PFQEL Pillared Full Quartz Element with Leads,

Standard Wattages 250W 400W 500W 650W 750W 1000W.

Standard Voltage 230V. Average weight 388 g.



STQH Single Tube Quartz heater



STQH 100

Standard Wattages
250W - 400W

Standard Voltage 230V.

STQH 112

Standard Wattages
250 - 400W

Standard Voltage 230V.

STQH 140

Standard Wattages
400 - 500W

Standard Voltage 230V.

STQH 150

Standard Wattages
400 - 500W


Standard Voltage 230V.

PANEL HEATERS

Useful wavelength range 4 to 6 μm

They are a neat, easily mounted and readily expanded heating solution.

Infrared panel heaters are custom built infrared heaters operating primarily in the long wave range. The basic construction consists of a resistance coil embedded into a ceramic fibre board which is then located behind an emitting surface of either anodised aluminium or glass ceramic. This is then placed inside a 75 mm high polished aluminium clad steel housing which normally contains 50 mm of thermal insulation to reduce heat loss through the rear of the unit.



Standard Options

(Other options available on request. Please contact sales@ceramicx.com for further details.)

Emitting surface: Anodised aluminium face - *Good radiant efficiency, very robust, surface sheet can be easily cleaned or replaced if damaged by molten material.*

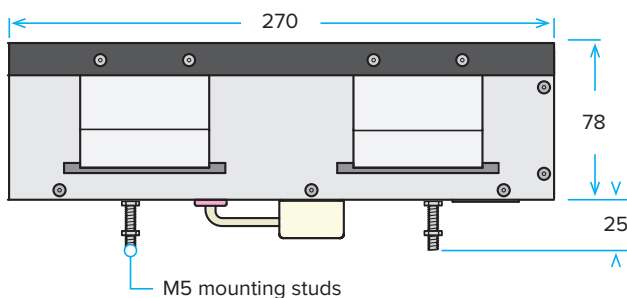
Glass ceramic face - *Very good radiant efficiency, high percentage transmission of radiant output in medium to short wave range, surface can be easily cleaned.*

Electrical terminations: Open 2P terminal block, Terminal block with cover, M6 or 1/4" threaded stud, Type K thermocouple with fixed high temperature socket and removable plug

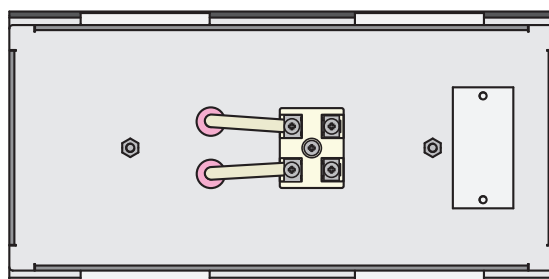
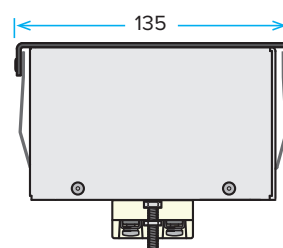
Fixing studs: 25mm long, M5 / M6 / M8 / 0.25"

Sample panel heater:

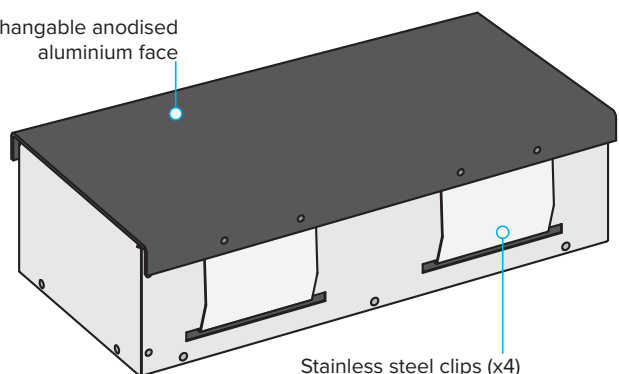
Black anodised aluminium face, 270 x 135mm, 500 W, 230 V, with open 2P terminal block connection.



M5 mounting studs



Interchangeable anodised aluminium face




Stainless steel clips (x4)

QUARTZ TUNGSTEN/ QUARTZ HALOGEN TUBES

The tungsten filament used in these quartz tungsten heaters is the porcupine or star type coil, which can be operated at temperatures up to 1500 °C (2732 °F), with a peak wavelength emission of approximately 1.6 microns. It reaches top temperatures within seconds.

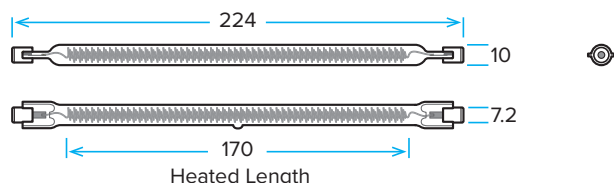
Halogen heaters are filled with a halogen gas to allow the supported tungsten filament to reach temperatures as high as 2600 °C (4712 °F). Peak emissions for these tubes is around 1 micron. These emitters heat up and cool down within seconds making them particularly suitable for systems requiring short cycle times.



All dimensions mm Tolerances apply

QTS Quartz Tungsten Short,

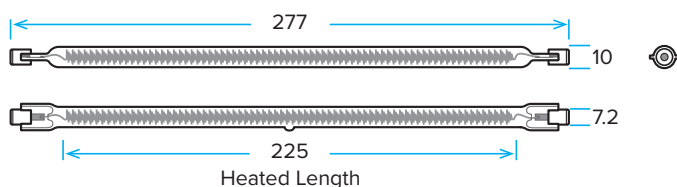
Standard Wattage 750 W. Standard Voltage 240 V.



Max coil temperature - QTS 750 W 1450 °C

QTM Quartz Tungsten Medium

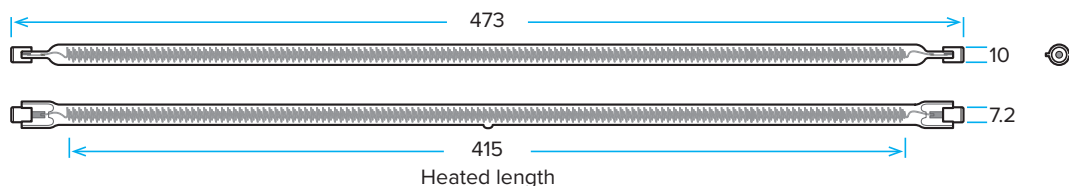
Standard Wattage 1000 W. Standard Voltage 240 V.



Max coil temperature - QTM 1000 W 1450 °C

QTL Quartz Tungsten Long

Standard Wattage 1500 W, 1750 W, 2000 W. Standard Voltage 240 V.



Max coil temperature - QTL 1500 W 1270 °C, QTL 1750 W 1470 °C, QTL 2000 W 1500 °C.

Ceramicx supply other variations of Quartz Tungsten and Quartz Halogen elements

Dimensions, length, coatings, terminations and electrical ratings for both single and twin tube heaters.


We also supply custom shaped heaters

With unique heater geometry, matching the profile of the part or target material.

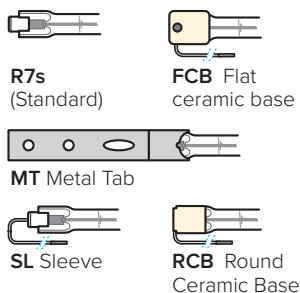
Tube Sizes



Coatings



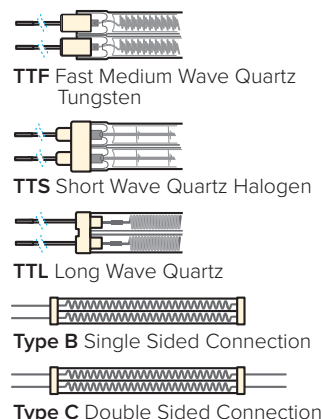
Termination Type Single Tube



Lead Termination Type

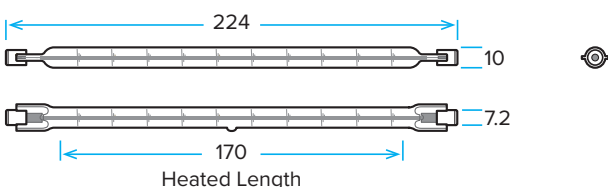


Coil Type Twin Tube



QHS Quartz Halogen Short,

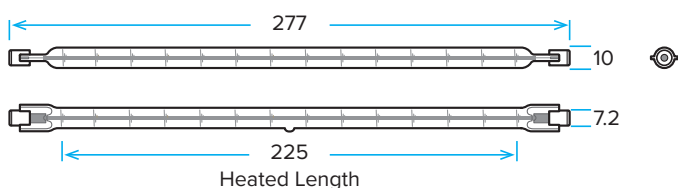
Standard Wattage 750 W. Standard Voltage 240 V.



Max coil temperature - QHS 750 W 2410 °C

QHM Quartz Halogen Medium

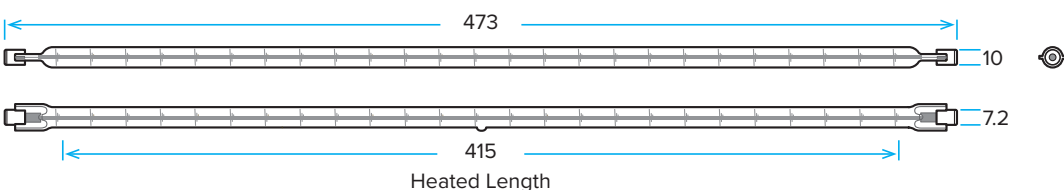
Standard Wattage 1000 W. Standard Voltage 240 V.



Max coil temperature - QHM 1000 W 2410 °C

QHL Quartz Halogen Long

Standard Wattage 1500 W, 1750 W, 2000 W. Standard Voltage 240 V.



Max coil temperature - QHL 1500 W 1905 °C, QHL 1750 W 2205 °C, QHL 2000 W 2250 °C.

REFLECTORS AND PROJECTORS

Highly reflective polished aluminium clad steel projectors and reflectors.

At Ceramicx, our reflectors are designed to cater for a wide range of ceramic and quartz infrared emitters. Units can be mounted individually or side-by-side forming infrared heat panels.

Our projectors are designed to cater to a wide range of ceramic elements and are the ideal solution where positional heat is required economically, efficiently and quickly.



All dimensions mm Tolerances apply

RAS Reflector Aluminium Clad Steel

Reflector material 0.75 mm polished aluminium clad steel.

Mounting studs with M6 internal thread.

300 mm long high temperature leads.

RAS 0.5 Suitable for HTE and HFEH elements.

Overall length A = 160 mm Distance between fittings B = 131 mm



RAS 1 Suitable for FTE and FFEH elements.

Overall length A = 254 mm Distance between fittings B = 175 mm



RAS 2 Suitable for FTE and FFEH elements.

Overall length A = 505 mm Distance between fittings B = 278 mm



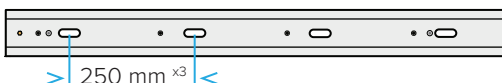
RAS 3 Suitable for FTE and FFEH elements.

Overall length A = 754 mm Distance between fittings B = 528 mm



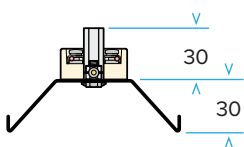
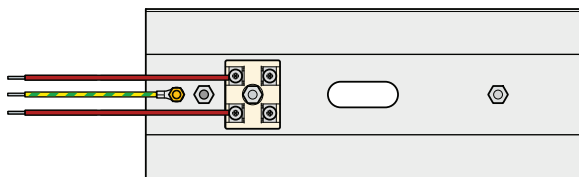
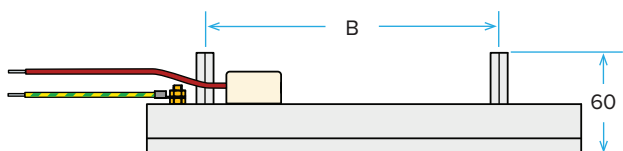
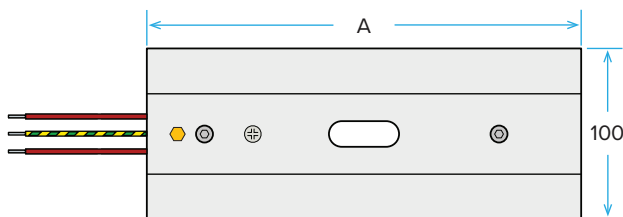
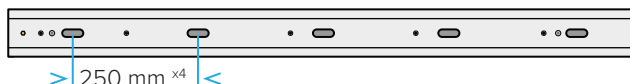
RAS 4 Suitable for FTE and FFEH elements.

Overall length A = 1,004mm Distance between fittings B = 778 mm



RAS 5 Suitable for FTE and FFEH elements.

Overall length A = 1,254 mm Distance between fittings B = 1,028 mm



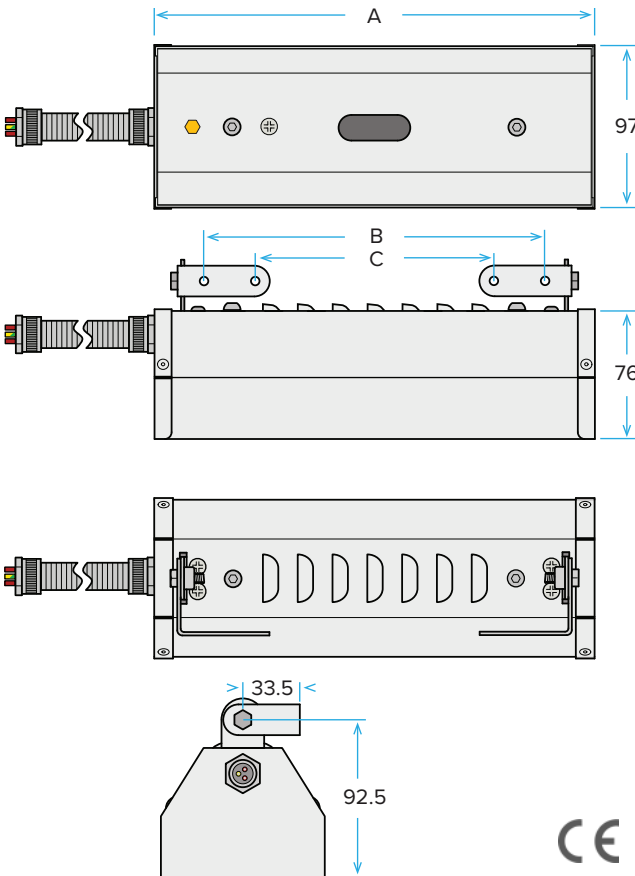
Sample shown RAS 1

PAS Projector Aluminium Clad Steel

Reflector and body material 0.75 mm polished aluminium clad steel.

High temperature leads length 2.0 m

Ø16 mm metal conduit length 1.5 m



Sample shown PAS 1


PAS 1 Suitable for FTE and FFEH elements.

Overall length A = 258 mm B = 206mm C = 146mm



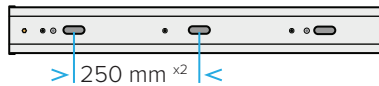
PAS 2 Suitable for FTE and FFEH elements.

Overall length A = 508 mm B = 456mm C = 396mm



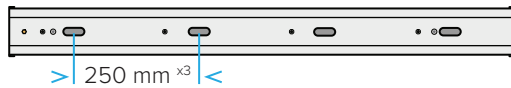
PAS 3 Suitable for FTE and FFEH elements.

Overall length A = 758 mm B = 706mm C = 646mm



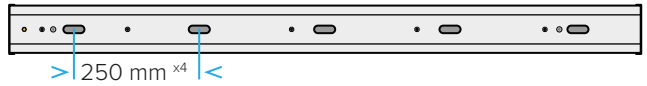
PAS 4 Suitable for FTE and FFEH elements.

Overall length A = 1,008 mm B = 956mm C = 896 mm



PAS 5 Suitable for FTE and FFEH elements.

Overall length A = 1,258 mm B = 1,206mm C = 1,146mm



QTR Quartz Tungsten / Halogen Reflectors

Reflector material 0.75 mm polished aluminium clad steel.

2 x M5 fixing bolts

R7s holders with 200 mm leads Ø 0.75 mm with PTFE-insulation

QTSR Quartz Tungsten Halogen Short Reflector

Suitable for QTS/QHS tubes with R7s terminations

Overall length A = 250 mm B = 155 mm

QTMR Quartz Tungsten Halogen Medium Reflector

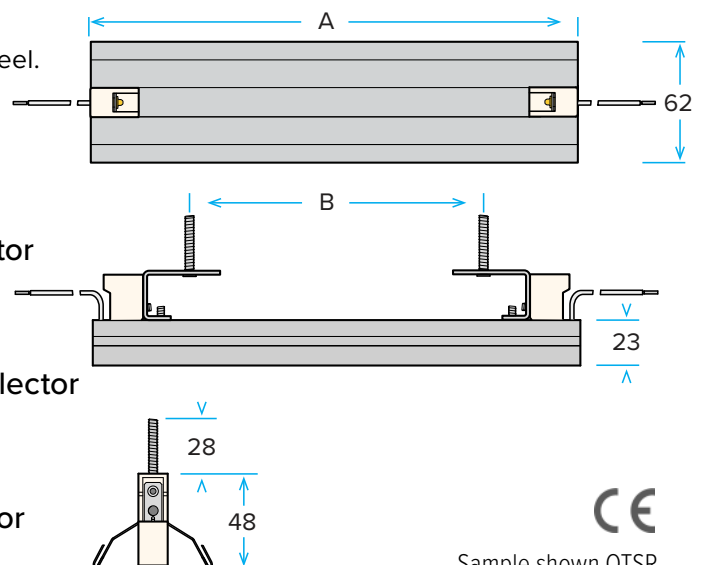
Suitable for QTM/QHM tubes with R7s terminations

Overall length A = 300 mm B = 205 mm

QTLR Quartz Tungsten Halogen Long Reflector

Suitable for QTL/QHL tubes with R7s terminations

Overall length A = 497 mm B = 402 mm



Sample shown QTSR

FAST IR

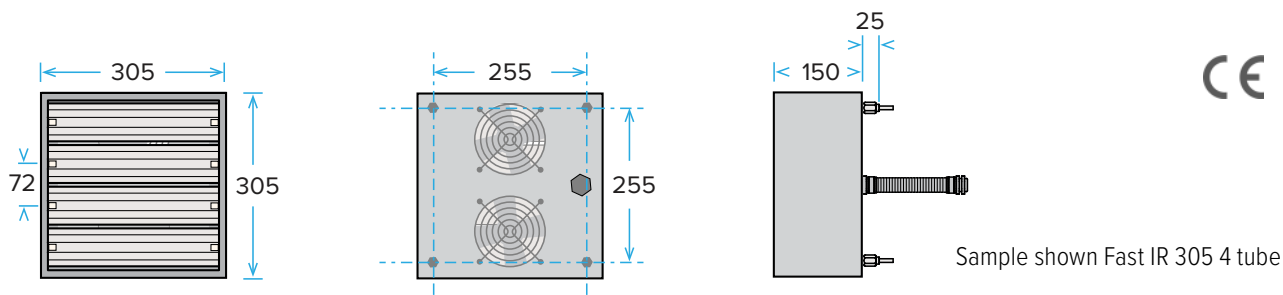
These compact robust systems form an ideal installation for quartz heating elements - quartz tungsten and quartz halogen glass tube emitters.

Optimum efficiency is achieved by highly polished aluminium clad steel reflection and rear mounted axial flow fans, which eliminate rear convection losses and keep the reflectors cool for better directional quality on the infrared output. The external body which is manufactured from aluminium can be maintained at "touch safe" temperature.

Please note other configurations are available on request.

All dimensions mm Tolerances apply

FAST IR 305 Suitable for Quartz Tungsten or Quartz Halogen heaters QTM/QHM tubes with R7s termination (1000 W maximum) Fast IR 305 4 tube (4 kW), Fast IR 305 5 tube (5 kW). See page 10/11 for full details of tubes.

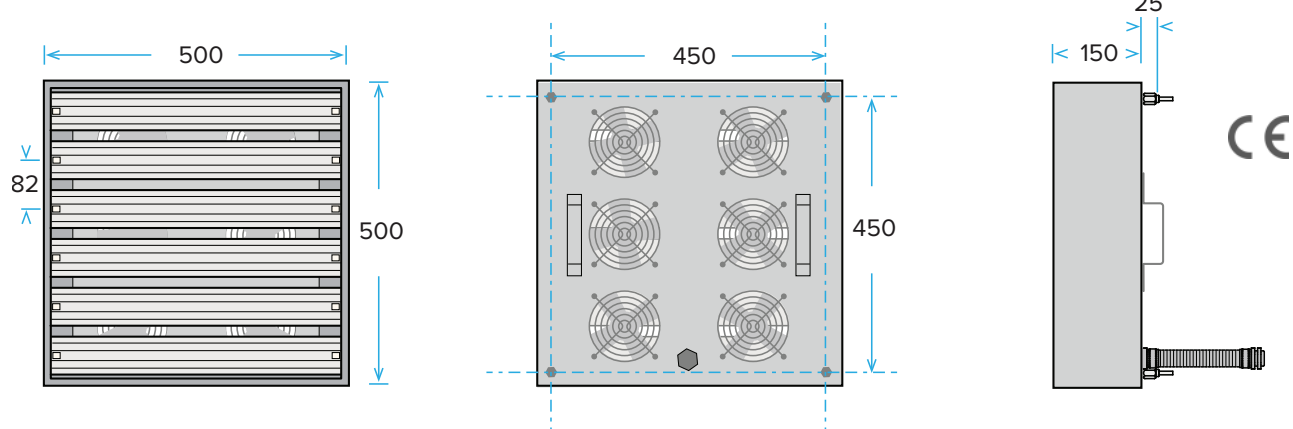


4 x Aluminium stand off with M6 threaded screw with fixing nut. 2 rear mounted axial flow fans.

Electrical termination made via 1.5 m of 20 mm diameter flexible metal conduit with additional 0.5 m of glass fibre insulated NPC conductors.

FAST IR 500 Suitable for 1500W, 1750W, 2000W Quartz Tungsten Long or 2000W Quartz Halogen Long Heaters. QTL/QHL tubes with R7s termination (1400 W maximum)

Fast IR 500 6 Tube (9 kW, 10.5 kW, 12 kW), Fast IR 500 Tube (14 kW). See page 10/11 for full details of tubes.



4 x Aluminium stand off with M6 threaded screw with fixing nut. 6 rear mounted axial flow fans.

Electrical termination made via 1.5 m of 25 mm diameter flexible metal conduit with additional 0.5 m of glass fibre insulated NPC conductors.

Sample shown Fast IR 500 6 tube

MODULAR IR 260

Modular IR 260 long wave infrared heater provides a modular solution for machine builders and end users alike that choose to build their own ovens or rebuild existing ovens. Once a suitable framework is in place, the modular design reduces installation and wiring time and provides high intensity heating with a power density of up to 35 kW/m².

Robust high temperature resistant construction, Stainless steel housing with highly reflectivity polished aluminium clad steel reflector.

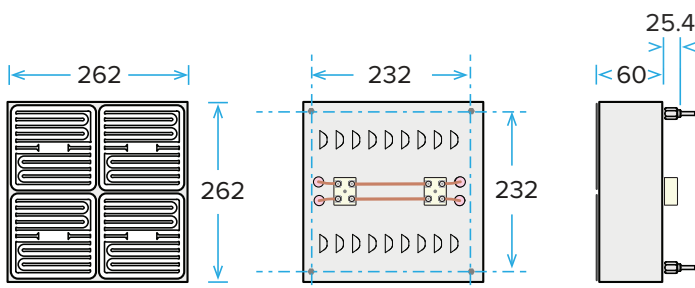
Optional type K thermocouple in one of the ceramic emitters, Thermocouple (if installed) connected using removable ceramic type K plug (supplied).



All dimensions mm Tolerances apply

MODULAR IR 260 Fitted with high efficiency black ceramic hollow emitter model SFEH (x 4)


Two power output options – 2.4 kW and 1.6 kW, Dual voltage 480 / 240 V (elements can be connected in series or parallel)



4 x Aluminium stand off with M6 threaded screw with fixing nut.

PORTABLE TEST STAND

The Ceramicx Portable Test Stand lets you quickly determine the most suitable type of emitter and heating distance you need for a specific material, with consistent results.



Tungsten tubes Ceramic elements Quartz elements

Included with the test stand are a range of 3 different emitter types, each housed in a Ceramicx modified projector.

The distance between emitter and material can be adjusted between 50 mm and 200 mm, in 50 mm intervals.


Size: 230 x 388 x 570mm

Maximum power output 1.6kW

Tungsten tubes 1.5kW (2 x QTS 750W 240V)

Ceramic elements 1.6kW (2 x SFEH 800W, 230V)

Quartz elements 1.5kW (2 x FQE 750W, 230V)



ACCESSORIES

Ceramicx manufactures a range of accessories, including steatite press components.

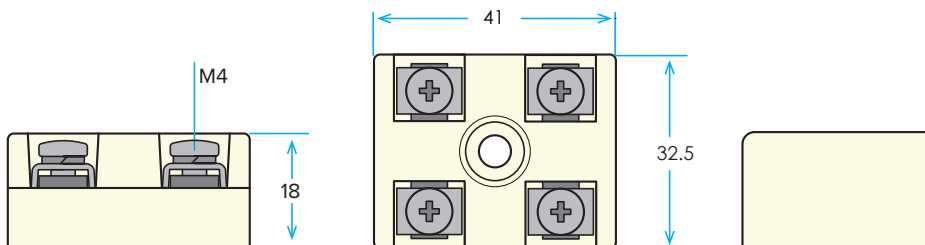
Steatite ceramic dust has proven itself to be the material-of-choice for the manufacture of electrical insulators thanks to its good mechanical strength, ideal dielectric properties and high temperature resistivity of up to 1000 °C.



All dimensions mm Tolerances apply

2P CERAMIC TERMINAL BLOCK

Stainless steel fittings, body Steatite C-221



Maximum voltage: 500 V

Maximum temperature: 450 °C

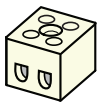
Maximum current: 20 A*

**Up to 30A permissible at lower temperatures.*

Maximum cable CSA (solid): 4.0 mm sq.

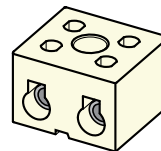
Maximum cable CSA (stranded with ferrule) 2.5 mm sq.

2P MINI CERAMIC TERMINAL BLOCK



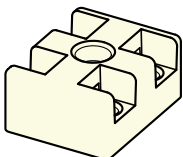
Nickel galvanised brass inserts. Zinc plated steel screws.
21 x 18 x 15 mm

TB2 CERAMIC TERMINAL BLOCK



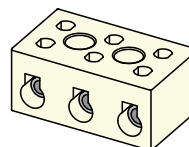
Plated brass inserts.
Nickel galvanised screws.
34 x 30 x 22 mm

2P CERAMIC TERMINAL BLOCK no fittings



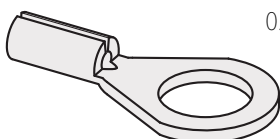
41 x 32.5 x 9.5 mm

TB3 CERAMIC TERMINAL BLOCK



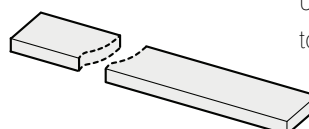
Plated brass inserts.
Nickel galvanised screws.
51 x 30 x 22 mm

M5 STAINLESS STEEL RING TERMINAL



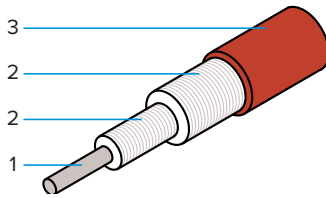
Uninsulated M5 ring terminal
0.75 mm stainless steel
< 0.9 mm Ø wire size
5,000 pieces

STAINLESS STEEL BUSS BAR



Used with the ceramic terminal block to produce a efficient power distribution system
8 x 2 x 1000 mm

HIGH TEMPERATURE NPC CABLE




1. Flexible nickel plated copper core
2. Multiple silicone-impregnated glass lapping
3. Silicone - coated fibreglass braid

Continuous working temperature: - 60 to + 280 °C
 Peaks at 350 °C
 Working voltage: 300 / 500 V
 Roll length 25 m

| Nominal core cross-section | Nominal core stranding | Outer cable diameter | Roll weight |
|----------------------------|------------------------|----------------------|-------------|
| 1.5 mm ² | 21 x 0.30 | 2.8 mm | 0.55 kg |
| 2.5 mm ² | 35 x 0.30 | 3.2 mm | 0.85 kg |

FIBRE GLASS BRAIDED SLEEVING



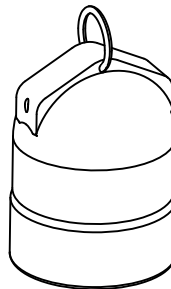
Fibre glass braided sleeving non-impregnated
 Continuous working temperature: - 60 to + 450 °C



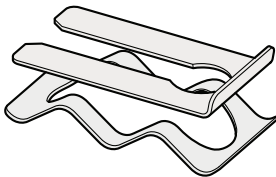
| Nominal inner diameter | Min. wall thickness | Roll weight | Roll length |
|------------------------|---------------------|-------------|-------------|
| 4 mm | 0.3 mm | 1.9 kg | 200 m |
| 6 mm | 0.3 mm | 2.1 kg | 100 m |

E27 EDISON SCREW BULB HOLDER

High temperature porcelain holder used in operation of ceramic infrared bulbs
 64 x Ø46 mm

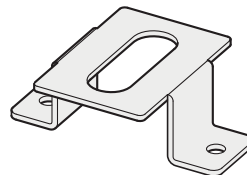


STEEL WAVE AND SPRING CLIP



Used in the mounting and installation of all ceramic and pillared quartz elements

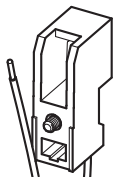
MOUNTING BRACKET



73 x 57 x 25 mm
 Slot size 42 x 15 mm

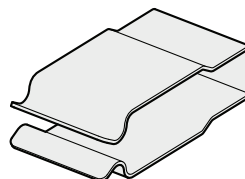
QUARTZ ACCESSORIES

R7s CERAMIC HOLDER




For mounting standard quartz tungsten and quartz halogen tubes with R7s terminations

FTB (Flat ceramic base) HOLDER



For mounting quartz tungsten and quartz halogen tubes fitted with FCB (Flat ceramic base) terminations



Ceramicx Ltd. Gortnagrough, Ballydehob, Co. Cork, P81 HO26, Ireland.
Tel. +353 28 37510 sales@ceramicx.com www.ceramicx.com



QUALITY
ISO 9001:2015
NSAI Certified

PART OF **NIBE** GROUP